



WPPSI™-IV

WECHSLER PRESCHOOL AND PRIMARY
SCALE OF INTELLIGENCE — FOURTH EDITION

WPPSI™-IV

Wechsler Preschool and Primary Scale of Intelligence-Fourth Edition

Score Report

Examinee Name	Sample Report	Date of Report	10/05/2012
Examinee ID	11111	Grade	
Date of Birth	02/28/2010	Home Language	
Gender	Male	Handedness	Right
Race/Ethnicity		Examiner Name	Martin, David
Date of Testing	09/20/2012	Age at Testing	2 years 6 months
		Retest?	No

Comments:



Copyright © 2012. All rights reserved.

Pearson, the **PSI logo**, **PsychCorp**, **Wechsler**, the **Wechsler logo**, and **WPPSI** are trademarks in the U.S. and/or other countries of Pearson Education, Inc.

[1.0 / RE1 / QG1]

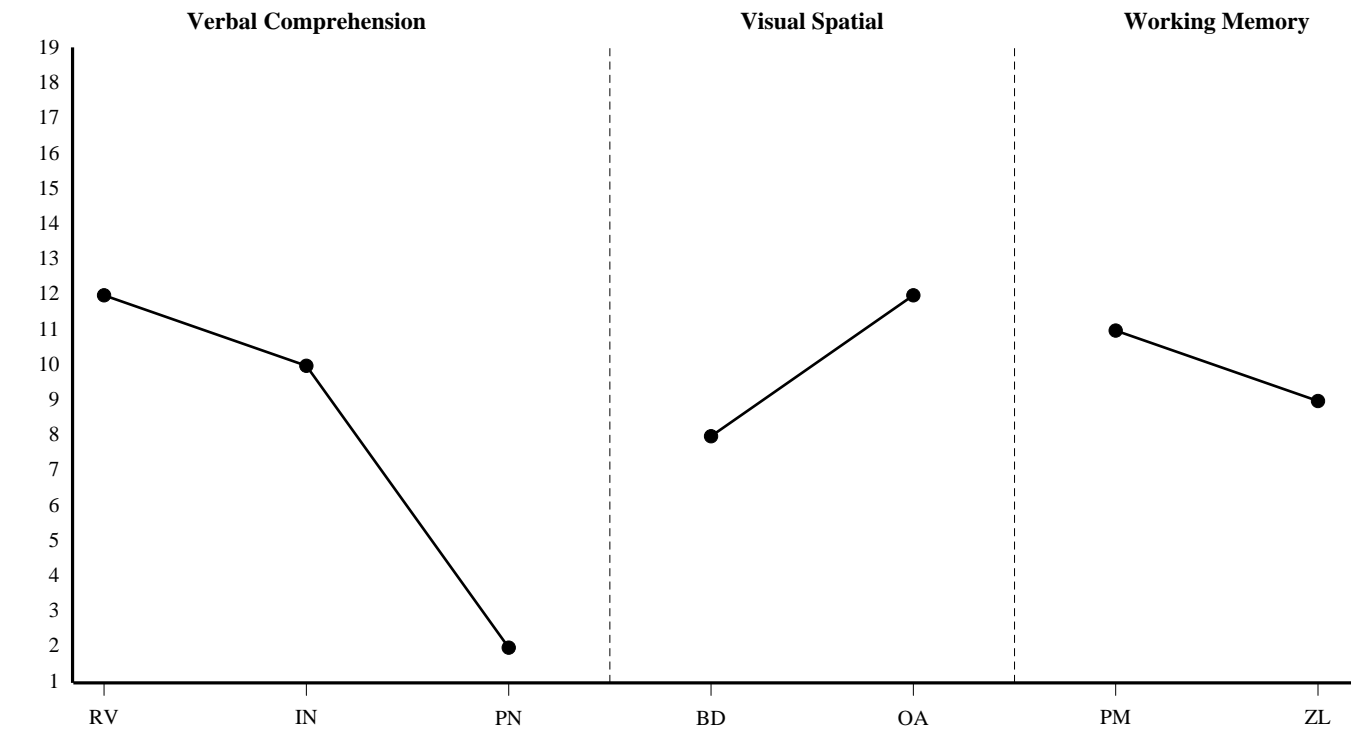
PRIMARY SUMMARY

Scaled Score Summary

Subtest Name		Total Raw Score	Scaled Score	Percentile Rank	Age Equivalent	SEM
Receptive Vocabulary	RV	11	12	75	3:1	0.95
Information	IN	6	10	50	2:7	0.90
Picture Naming	PN	0	2	0.4	<2:6	1.04
Block Design	BD	7	8	25	<2:6	1.04
Object Assembly	OA	5	12	75	2:10	1.24
Picture Memory	PM	6	11	63	3:0	0.99
Zoo Locations	ZL	4	9	37	<2:6	0.95

Subtests used to derive the FSIQ are bolded.

Subtest Scaled Score Profile



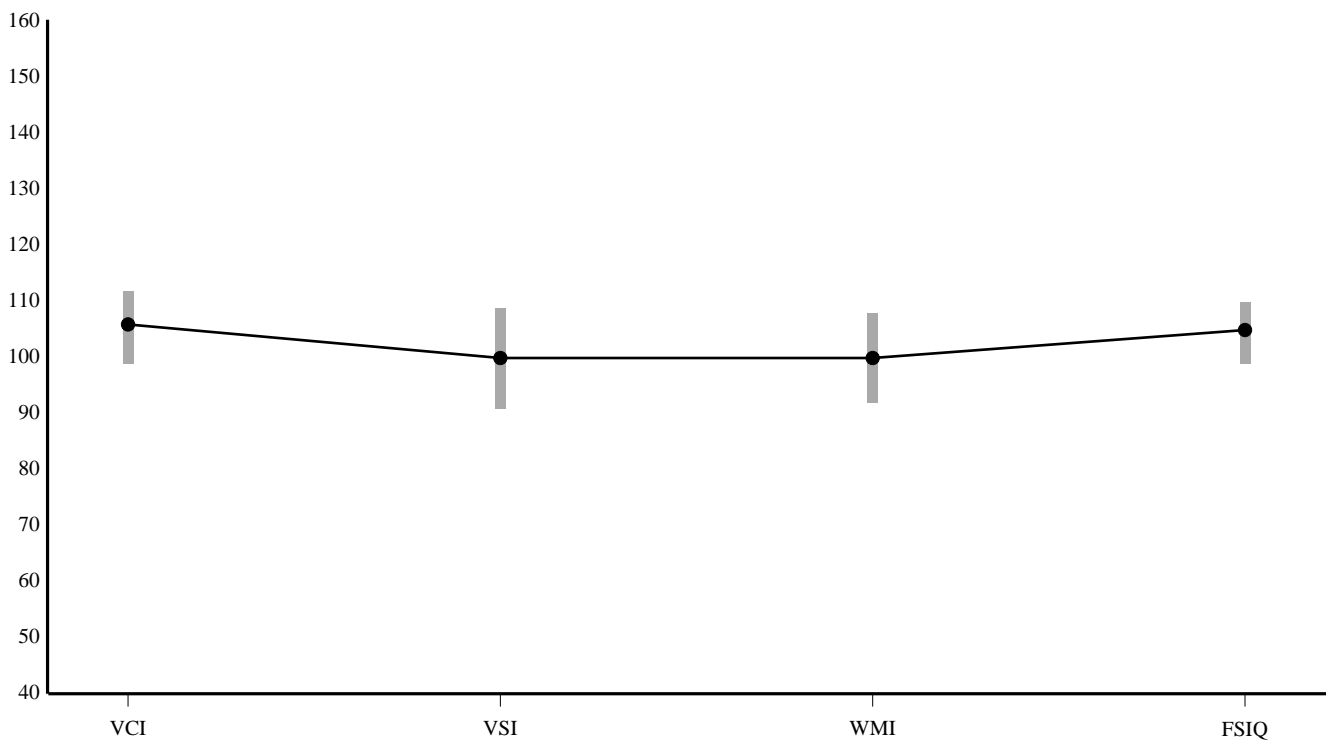
PRIMARY SUMMARY (CONTINUED)

Composite Score Summary

Composite		Sum of Scaled Scores	Composite Score	Percentile Rank	95% Confidence Interval	Qualitative Description	SEM
Verbal Comprehension	VCI	22	106	66	99-112	Average	3.67
Visual Spatial	VSI	20	100	50	91-109	Average	4.74
Working Memory	WMI	20	100	50	92-108	Average	4.24
Full Scale IQ	FSIQ	53	105	63	99-110	Average	3.00

Confidence intervals are calculated using the Standard Error of Estimation.

Composite Score Profile



Note. Vertical bars represent the Confidence Intervals.

PRIMARY ANALYSIS

Index Level Strengths and Weaknesses

Index	Score	Comparison Score	Difference	Critical Value	Strength or Weakness	Base Rate
VCI	106	102.00	4.00	7.74		>25%
VSI	100	102.00	-2.00	8.77		>25%
WMI	100	102.00	-2.00	8.27		>25%

Comparison score mean derived from the three index scores.

Statistical significance (critical values) at the .05 level.

Base rate for ability level.

Index Level Pairwise Difference Comparisons

Index Comparison	Score 1	Score 2	Difference	Critical Value	Significant Difference	Base Rate
VCI - VSI	106	100	6	11.75	N	36.9%
VCI - WMI	106	100	6	10.99	N	35.9%
VSI - WMI	100	100	0	12.46	N	

Statistical significance (critical values) at the .05 level.

Base rate for ability level.

Subtest Level Strengths and Weaknesses

Subtest	Score	Comparison Score	Difference	Critical Value	Strength or Weakness	Base Rate
RV	12	10.30	1.70	2.31		10%-25%
IN	10	10.30	-0.30	2.22		>25%
BD	8	10.30	-2.30	2.49		10%-25%
OA	12	10.30	1.70	2.88		10%-25%
PM	11	10.30	0.70	2.39		>25%
ZL	9	10.30	-1.30	2.31		>25%

Comparison score mean derived from the six core subtest scores.

Statistical significance (critical values) at the .05 level.

Subtest Level Pairwise Difference Comparisons

Subtest Comparison	Score 1	Score 2	Difference	Critical Value	Significant Difference	Base Rate
RV - IN	12	10	2	2.68	N	27.1%
BD - OA	8	12	-4	3.26	Y	11.3%
PM - ZL	11	9	2	2.87	N	30.8%

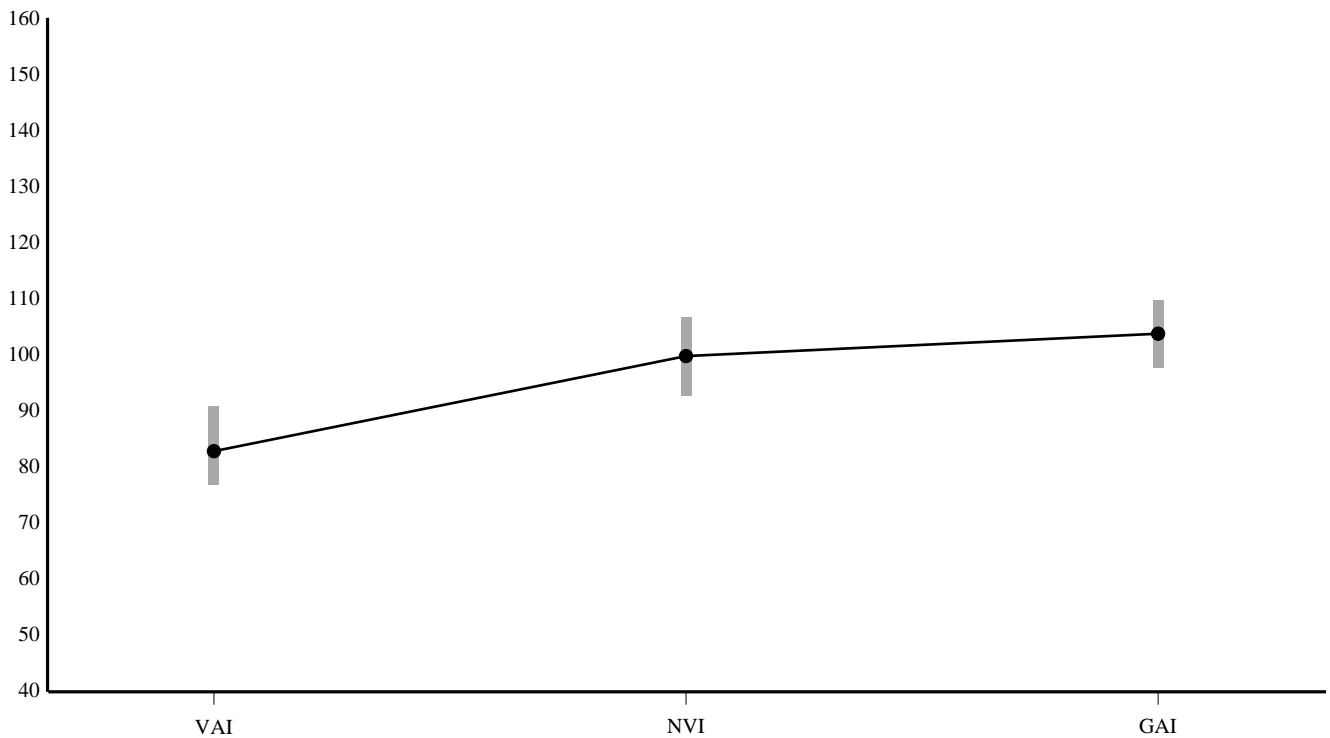
Statistical significance (critical values) at the .05 level.

ANCILLARY SUMMARY

Index Score Summary

Composite		Sum of Scaled Scores	Standard Score	Percentile Rank	95% Confidence Interval	Qualitative Description	SEM
Vocabulary Acquisition	VAI	14	83	13	77-91	Low Average	3.97
Nonverbal	NVI	40	100	50	93-107	Average	3.67
General Ability	GAI	42	104	61	98-110	Average	3.35

Ancillary Index Score Profile



Note. Vertical bars represent the Confidence Intervals.

ANCILLARY ANALYSIS

Index Level Pairwise Difference Comparisons

Index Comparison	Score 1	Score 2	Difference	Critical Value	Significant Difference	Base Rate
GAI - FSIQ	104	105	-1	2.82	N	47.9%

Statistical significance (critical values) at the .05 level.
Base rate for ability level.

Subtest and Process Level Pairwise Difference Comparisons

Subtest Comparison	Score 1	Score 2	Difference	Critical Value	Significant Difference	Base Rate
RV - PN	12	2	10	2.75	Y	0.2%

Statistical significance (critical values) at the .05 level.

End of Report