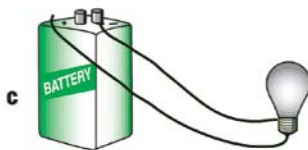





1

Each picture shows connections between a light bulb and a battery. Which connection could light the bulb?



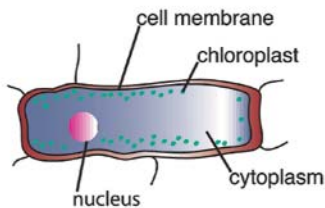
2



The habitat in the picture was made for a pet frog. What else will the frog need to survive?

- A** Food
- B** Space
- C** Shelter
- D** Rain

3



Which part of this cell tells you that it is a plant cell?

- A** Nucleus
- B** Cytoplasm
- C** Chloroplast
- D** Cell membrane