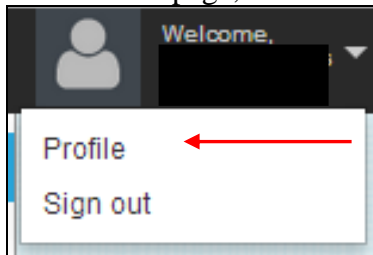
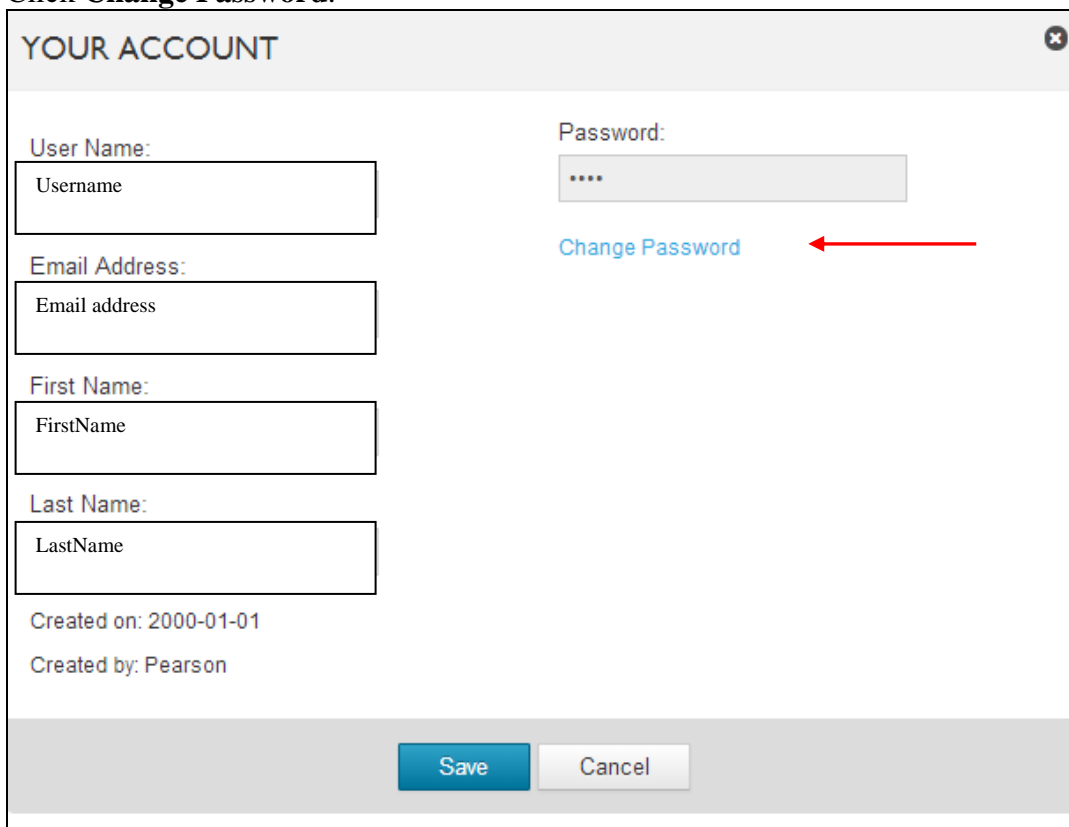


How do I change my password if I am logged into WSO?

On the homepage, click the drop-down arrow on the far right of the screen. Select **Profile**.



Click **Change Password**.

A screenshot of the "YOUR ACCOUNT" form. The form has a title bar with a close button. It contains several input fields: "User Name:" with "Username" inside, "Email Address:" with "Email address" inside, "First Name:" with "FirstName" inside, and "Last Name:" with "LastName" inside. To the right of these fields is a "Password:" field with "...." inside. Below the password field is a blue link labeled "Change Password" with a red arrow pointing to it. At the bottom of the form are two buttons: "Save" (blue) and "Cancel" (grey). The form also displays "Created on: 2000-01-01" and "Created by: Pearson".

The following screen will be displayed:


Change Password

Passwords must be at least 7 characters long and include at least 1 uppercase and 1 lowercase letter and 1 digit or special character. Previous passwords cannot be reused.

Old Password

New Password

Confirm Password



Complete the entries and click **Update Password**.