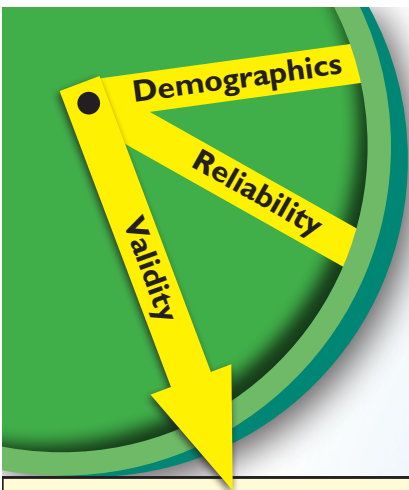


# Technical Information



## Evidence of **Validity**



### Sensitivity & Specificity

Total Metalinguistics Index, Meta-Pragmatics Index, or Meta-Semantics Index	Standard Score Cut	Sensitivity	Specificity
-1 SD	85	.96	.78
-1.5 SD	77	.74	.93
-2 SD	70	.31	.96

## Evidence of **Reliability**



Internal Consistency Index Scores **.82–.96**

Test Retest Stability Total Metalinguistics Index **.86**  
Meta-Pragmatics Index **.69**  
Meta-Semantics Index **.88**

Inter Scorer Agreement Making Inferences **.95**  
Conversation Skills **.90**  
Multiple Meanings **.95**  
Figurative Language **.95**

Clinical Groups

Language Disorder	Differences significant at <b>&lt;.01</b>
English as a Second Language	
Autism Spectrum Disorder	

### Test Correlations to:



**CELF<sup>5</sup>**  
Clinical Evaluation of Language Fundamentals  
.60–.85 (index scores)



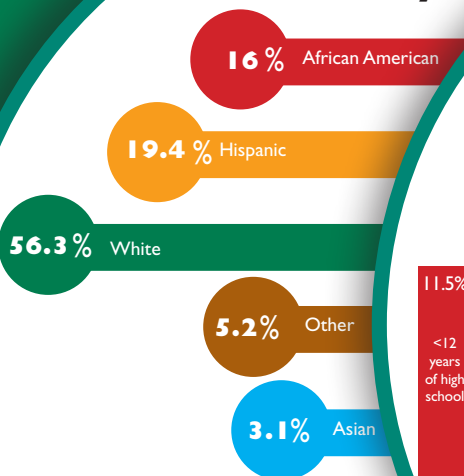
Total Metalinguistics Index and TLC-E Composite Score: **.81**

## Demographic Information

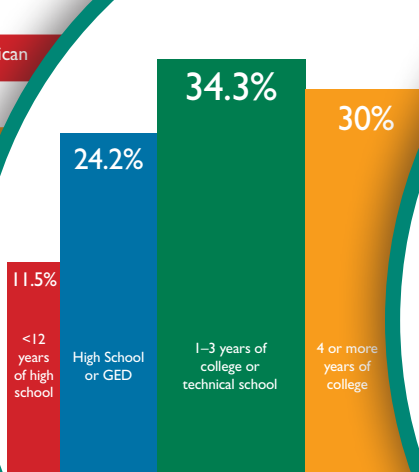
800 students ages 9–21 in the normative sample



### Race Ethnicity



### Parent Education



### Sample by Region

